


# PREFERRED PAVING MATERIAL

## NATURAL STONE IN ARCHITECTURE

Our high quality stone products are sourced by Melbourne's leading natural stone supplier. Pioneers of the industry, with well over a decade's experience. As specialists in bluestone, granite and wall cladding stone solutions, we have established long and enduring relationships with quarries and factories that will ensure consistent A grade quality with the shortest possible lead-times for custom made orders.




SAWN




HONED

### BLUESTONE PAVING

400x400x20-40mm	800x800x20mm
500x500x20-40mm	1000x500x20-40mm
600x300x10-40mm	1200x600x20-60mm
600x600x20-40mm	Ashlar Pattern
800x400x15-40mm	Crazy Paving



SINGLE SQUARE EDGE



REBATED SQUARE EDGE




REBATED SQUARE EDGE

### BLUESTONE COPING

400x400 External Corner	600x600 Internal Corner
500x250x30mm	800x400x30mm
500x350x30mm	1000x250x30mm
500x500x30mm	1000x350x30mm
600x300x30mm	1000x500x30mm
600x400x30mm	Steppers
600x600x30mm	



COSMIC GREY



RAVEN



WHITE GALAXY

### FLAMED GRANITE PAVING


500x500x20	500x500x30
600x300x20	1000x350x30
600x600x20	
800x400x20	
1000x500x20	

### FLAMED GRANITE COPING

### WALL CLADDING



ASPEN



AYERS ROCK




KAKADU



RUSTIC



SUMMIT



THREDBO

Other sizes and finishes are available via custom orders. Lead time starting from 4 weeks from date of ordering.



**NATURAL STONE SOURCE**  
Supply excellence to the trade

